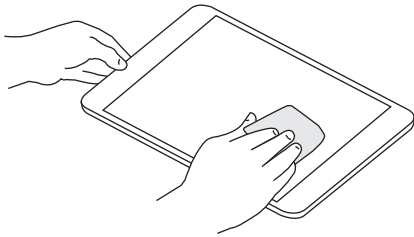




Gecko screen protector fitting instructions

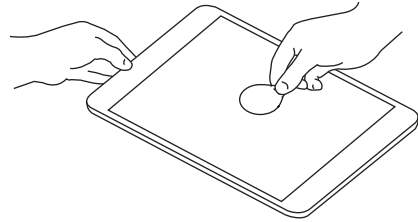
step
1

Clean and dry your screen surface thoroughly with the included alcohol wipe and microfibre cloth.



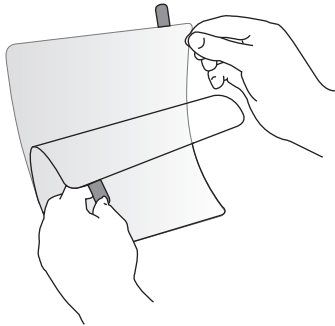
step
2

Use the dust removal sticker to ensure your screen is completely clear of hair and dust.



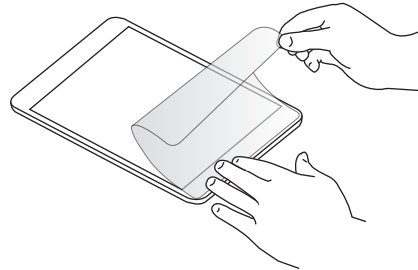
step
3

Peel the protective film 1 from the adhesive rear surface of the screen protector.




step
4

Carefully position the guard, ensuring it is aligned correctly before lowering onto the screen, working from bottom to top.



step
5

Use the included applicator card to smooth the guard onto the screen surface and push out any air bubbles.



step
6

Peel off protective film 2 and enjoy your new screen protector!

