



## tempered glass screen protector fitting instructions

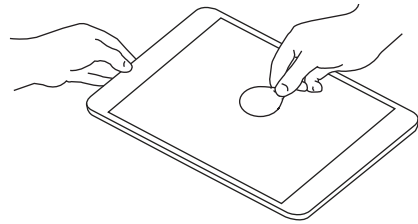
step  
**1**

Clean and dry your screen surface thoroughly with the included alcohol wipe and microfibre cloth.



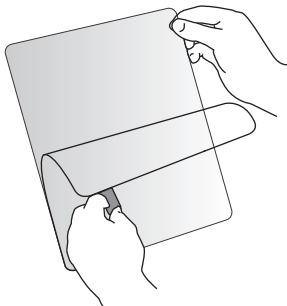
step  
**2**

Use the dust removal sticker to ensure your screen is completely clear of hair and dust.



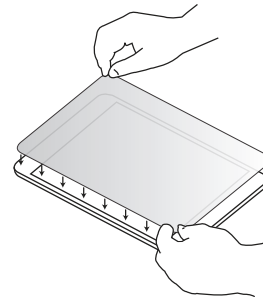
step  
**3**

Peel the protective film from the adhesive rear surface of the tempered glass guard.



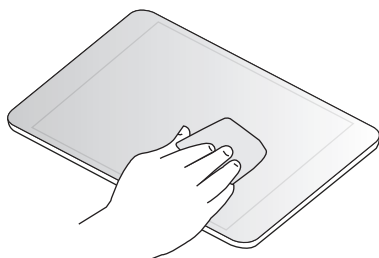
step  
**4**

Carefully position the guard, ensuring it is aligned correctly before lowering onto the screen, working from bottom to top.



step  
**5**

Use the microfibre cloth to ensure the guard is fully adhered to the screen surface and push out any air bubbles.



**WARNING: Bending your tempered glass screen protector may cause it to shatter.**

