


pocket.watch



RYAN'S ROCKET RACE™ GAME

2-4 Players | Ages 4+


READY FOR BLAST OFF?!

WHATS IN THE BOX

- 8 Power Pucks
 - 2 Barrel launch pads
 - 2 Rockets (Orange & Blue)
 - 1 Astronaut Ryan figure
 - 1 fence barrier (in 4 parts)
 - 1 motorized base* for Ryan the Astronaut figure
- *Requires 2 AAA 1.5 volt batteries (not included). Do not mix old and new batteries. Do not mix alkaline, standard (carbon-zinc), or rechargeable batteries.


Quick Assembly:

1. Assemble the 4 parts of the fence barrier as shown.



2. Place batteries in motorized base. (A Phillips or cross head screwdriver- not included - is needed to insert batteries.)

3. Slip the motorized bracket into the channel in the fence barrier so it slides in both directions.




4. Insert each end of the fence into a barrel launch pad and then place the unit on a flat, smooth surface or table.



5. Position Astronaut Ryan on top of the barrier. Make sure it magnetically connects to the motorized base - you will feel it attach when it's located above the magnet.

6. Insert 1 rocket into each barrel launch pad by pressing down until they click into place.



Get Ryan to YOUR
★ rocket ship in this
frantic race to outer
space! Both players
launch power pucks
at the target to move
Ryan closer & closer
to their rocket. The
first player to get
Ryan to their ship
& blast off wins!

(radio crackles)

"...That's one small
step for kids ...
★ and one giant
★ leap for kid-kind."

Buffalo
GAMES & PUZZLES

Getting Started:

- 1.** The game is played with two players. If there are more players simply split them into two teams.
- 2.** Players, or teams, sit on different sides of the fence barrier. It's best to use a large enough table to leave space between the players and the barrier.
- 3.** Slide Astronaut Ryan to the middle of the barrier.
- 4.** Each player or team, will attempt to get Ryan to their rocket, which is the rocket to each player's (or team's) right. One team will be Gus' Blue Rocket and the other Combo's Orange Rocket.
- 5.** Rotate the scoring circle on the very top of each barrel launch pad so the arrows point to 0.
- 6.** Place 4 power pucks on each side of the fence barrier.
- 7.** Place the switch on the motorized base to ON. Now, you're ready to play!

Playing A Game:

- To start the game the 2 players - or teams - countdown from T-minus 5... 4... 3... 2... 1 and then must all touch hands with a high five above the barrier. Then players race to slide power pucks across the table - trying to hit the target under Ryan - at the same time.
- Players keep sliding power pucks at the same time. Power pucks will slide under the barrier to the other side. As new pucks arrive slide them back at the target.
- Each time a puck hits the target, Ryan will advance along the fence barrier toward that player's rocket.
- Keep hitting the target to move Ryan to YOUR rocket ship. When Ryan reaches a rocket, the rocket ship will blast off!
- Score that victory by rotating the scoring circle on top of that player's launch pad one notch.

Winning:

The first player or team that gets their rocket to blast off 5 times wins the game!

Suggestions on play:

Power pucks will quickly slide from side to side under the fence barrier and do not belong to any player or team. Be quick to react and grab new power pucks as they arrive on your side and slide them back at the target to keep Ryan moving to your rocket.

Try not to let pucks drop to the ground so you don't waste time searching or have fewer pucks to slide!



WARNING:

**CHOKING HAZARD - THIS TOY
CONTAINS SMALL PARTS.
NOT FOR CHILDREN UNDER 3 YEARS.**